

Correct as at 7th June 2026. It may be superseded at any time.

Extract taken from: In-service certification (WoF and CoF) > Light PSVs > Vehicle exterior > Dimensions

## 2-2 Dimensions

### Reasons for rejection

#### Mandatory equipment

1. A rigid vehicle (Note 1) with a GVM of 3500kg or less exceeds the dimension requirements set out in Table 2-2-1 and is not a vehicle operating on a valid permit, exemption or approval.
2. A rigid vehicle that exceeds the dimensions set out in Table 2-2-1 is not fitted with the appropriate hazard warning equipment set out in Table 2-2-2.

#### Note 1

A **rigid vehicle** means a vehicle with motive power, driver's position and steering system, that does not have any pivot points to allow any part of the vehicle chassis to move or rotate in relation to any other part of the vehicle chassis, but includes a pivot steer vehicle.

#### Note 2

The **rear axis of a vehicle** means:

- if the vehicle is fitted with one rear axle: the centre of that axle
- if the vehicle is fitted with a set of two axles: midway between those two axles if each axle has an equal number of tyres on it, or two-thirds of the distance from the lesser-tyred axle towards the greater-tyred axle, if one axle has twice as many tyres on it as the other axle.

**Table 2-2-1. Dimension requirements (see Figure 2-2-1)**

Dimension	Maximum distance	Comments
Width	2.55m  1.275m from each side of the longitudinal centreline	Measurement does not include: <ul style="list-style-type: none"> <li>• collapsible mirrors which extend no more than 240mm from the side and 1.49m when measured from the vehicle's longitudinal centre line</li> <li>• direction indicators and side-marker lamps</li> <li>• cab exterior grab rails that extend no more than 1.325m when measured from a vehicle's longitudinal centre-line</li> <li>• the bulge towards the bottom of a tyre</li> <li>• cameras or close-proximity monitoring systems mounted on the side exterior of a vehicle that extends not more than 70mm from the side wall of the vehicle</li> <li>• devices for improving the aerodynamic performance of a vehicle that extend not more than 25mm from either side of a vehicle.</li> </ul>
Overall length	12.6m (no tow coupling fitted)  11.5m (tow coupling fitted)	Measurement does not include collapsible mirrors.
Height	4.3m	
Forward distance	9.5m (no tow coupling fitted)  8.5m (including tow coupling if fitted)	Forward distance is measured from the rear axis (Note 2) to the front of the vehicle or its load whichever is foremost.  Measurement does not include collapsible mirrors.
Rear overhang	4m	Rear overhang is measured from the rear axis (Note 2) to the rear of the vehicle or its load whichever is the greater.
Front overhang	3m	Front overhang is measured from the front edge of the driver's seat in the rearmost position to the front of the vehicle.

<b>Dimension</b>	<b>Maximum distance</b>	<b>Comments</b>
Articulated vehicle point of attachment	No further rearward than the centre of the rear axle (where the rear axle consists of only one axle)  No further than 300mm rearward of the rear axis (where the rear axle set consists of more than one axle)	Example: Fifth wheel fitted to a truck to tow a semi-trailer caravan

**Table 2-2-4. Hazard warning equipment requirements for vehicles that exceed the dimensions in Table 2-2-3**

(see Figure 2-2-3 for vehicle category thresholds) (Note 6)

<b>Vehicle category</b> (see Figure 2-2-3)	<b>Dimension</b>	<b>Limits</b> (up to and including)	<b>Required hazard warning equipment</b>
Category 1	Width/forward distance	2.55m /11.4m, or 3.1m/10.5m, or 3.7m/8.5m, or	1. Flags <sup>1</sup> or panels <sup>2</sup> fitted on each side at the front and rear as close as practical to the outside edge (for alternative requirements for a mobile crane see (Note 7))  2. OVERSIZE sign <sup>3</sup> fitted at the front and rear if more than 3.1m wide
	Length	25m, or	
	Front overhang	7m, or	
	Rear overhang	7m	
Category 2 (not including category 1)	Width/forward distance	2.55m /13.3m, or 4.5m/8.5m, or	1. Panels <sup>2</sup> fitted on each side at the front and rear as close as practical to the outside edge (for alternative requirements for a mobile crane see (Note 7)) 2. OVERSIZE sign <sup>3</sup> fitted at the front and rear if more than 3.1m wide  3. Amber beacon fitted so that it is visible to approaching traffic if the vehicle is more than 3.7m wide
	Length	35m, or	
	Front overhang	10m, or	
	Rear overhang	10m	
Category 3 (not including category 2)	Width/forward distance	2.55m /20m 5m/20m 5m/8.5m	1. Panels <sup>2</sup> fitted on each side at the front and rear as close as practical to the outside edge (for alternative requirements for a mobile crane see (Note 7)) 2. OVERSIZE sign <sup>3</sup> fitted at the front and rear  3. Amber beacon fitted so that it is visible to approaching traffic if the vehicle is more than 3.7m wide
	Front overhang	10m, or	

Vehicle category (see Figure 2-2-3)	Dimension	Limits (up to and including)	Required hazard warning equipment
Rear overhang	10m		
Category 4A (not including category 3)	Width/forward distance	11m/20m 11m/8.5m	1. Panels <sup>2</sup> fitted on each side at the front and rear as close as practical to the outside edge (for alternative requirements for a mobile crane see (Note 7)) 2. OVERSIZE sign <sup>3</sup> fitted at the front and rear 3. Amber beacon fitted so that it is visible to approaching traffic if the vehicle is more than 3.7m wide
	Front overhang	10m, or	
	Rear overhang	10m	
Category 4B	Exceeding any limit in Category 4A		1. Panels <sup>2</sup> fitted on each side at the front and rear as close as practical to the outside edge 2. OVERSIZE sign <sup>3</sup> fitted at the front and rear 3. Revolving amber beacon fitted so that it is visible to approaching traffic if the vehicle is more than 3.7m wide

<sup>1</sup> Flags:

- must be fluorescent yellow
- must be at least 400mm long x 300mm wide.

<sup>2</sup> Hazard warning panels:


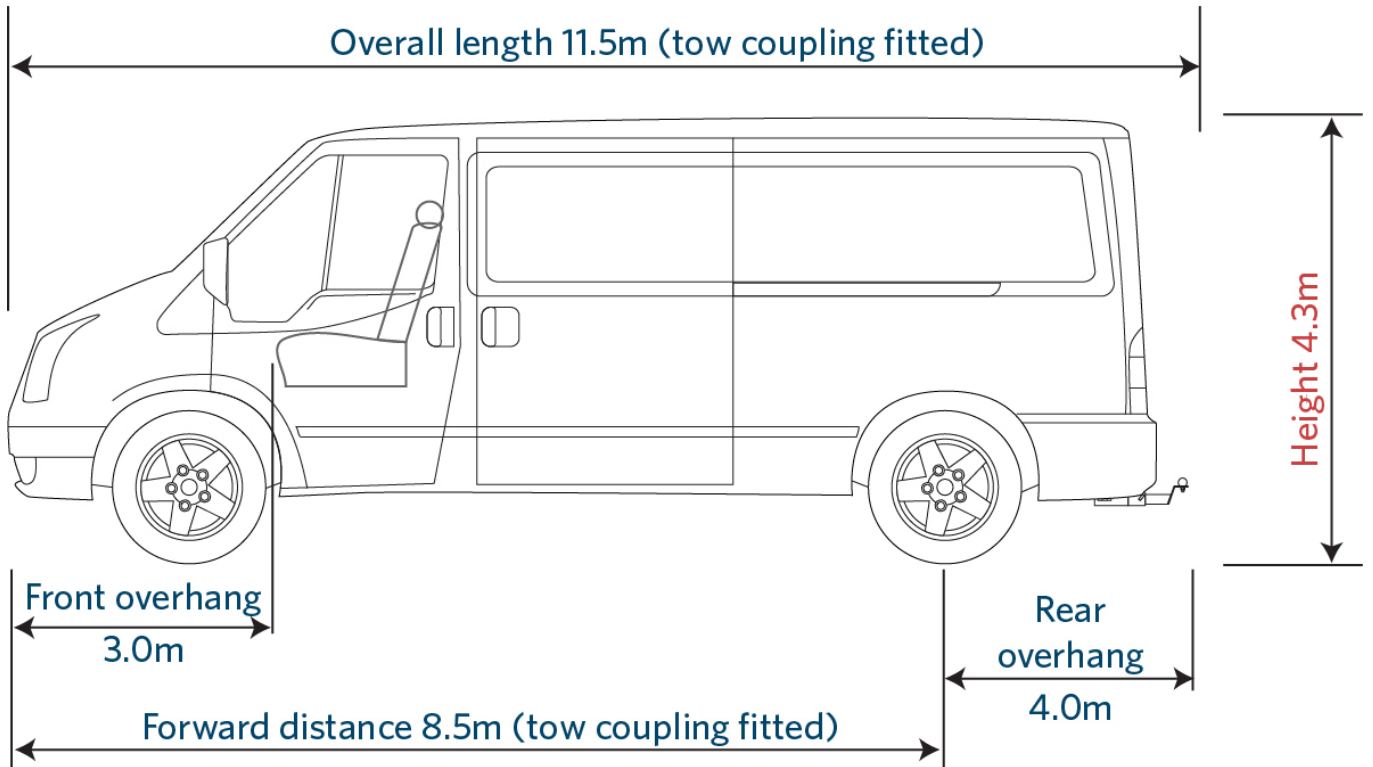
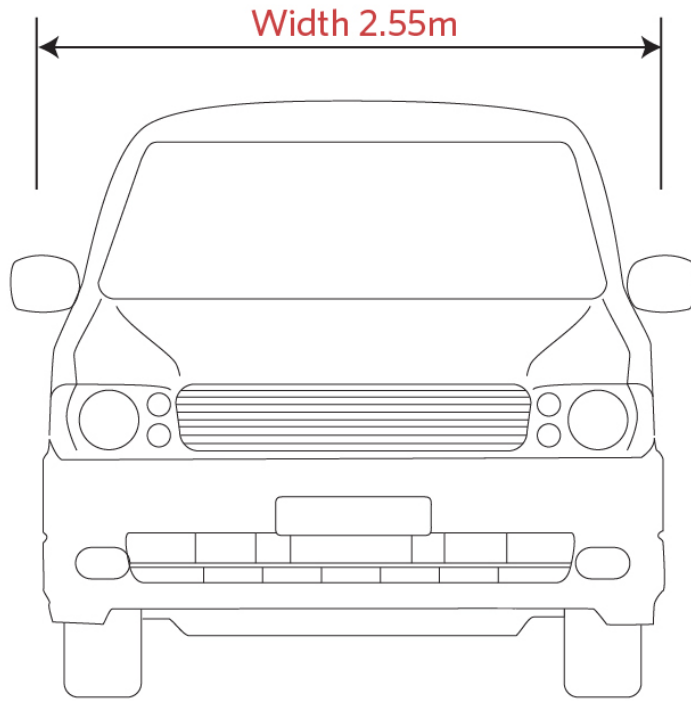
- must be reflective yellow-green with a reflective orange diagonal stripe
- comply with AS/NZS 1906.1:2007
- be frangible for those portions which extend beyond the vehicle's limits (frangible means breakable or readily deformable)
- must be of at least the minimum dimensions and the colours specified in Figure 2-2-2.

<sup>3</sup> OVERSIZE sign:

- must be black lettering on a yellow-green background
- must be at least 300mm x 1100mm in size
- be frangible if any part of the sign extends beyond the body or load of the vehicle, whichever it is attached to (frangible means breakable or readily deformable)
- may be in two parts: OVER and SIZE.

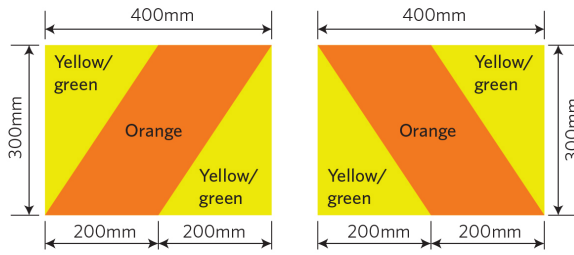
**Figure 2-2-1. Dimension requirements**

(Note: Dimensions in red updated in VDAM 2016)

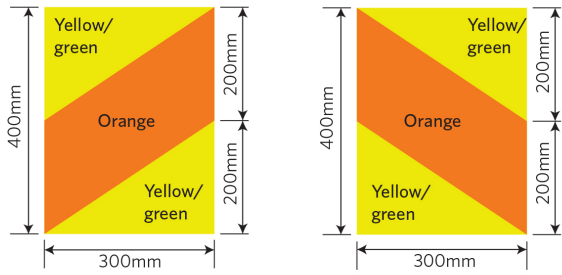


**Figure 2-2-2. Hazard panel details**

**Display these panels**



**or these panels**



**or these panels**

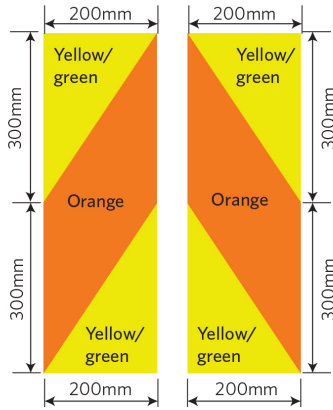


Figure 2-2-3. Hazard panel location and orientation

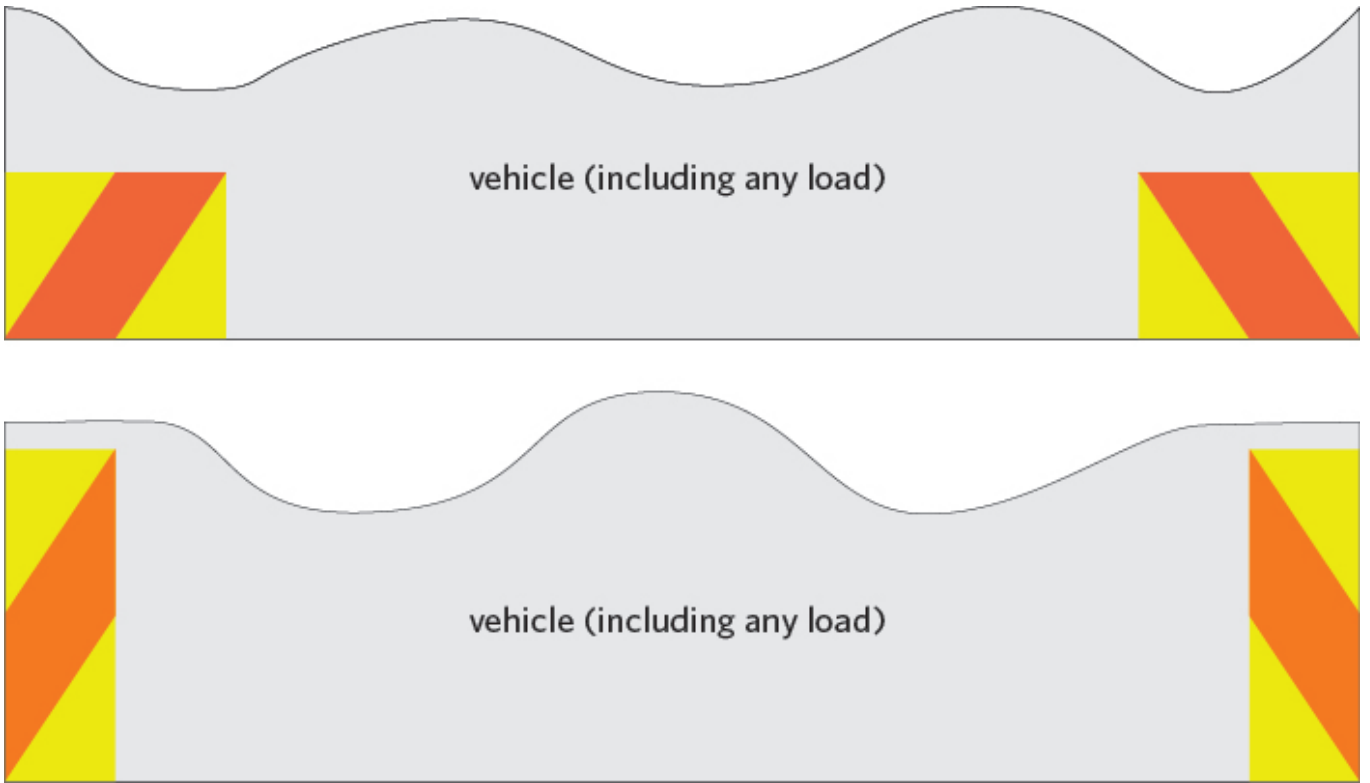
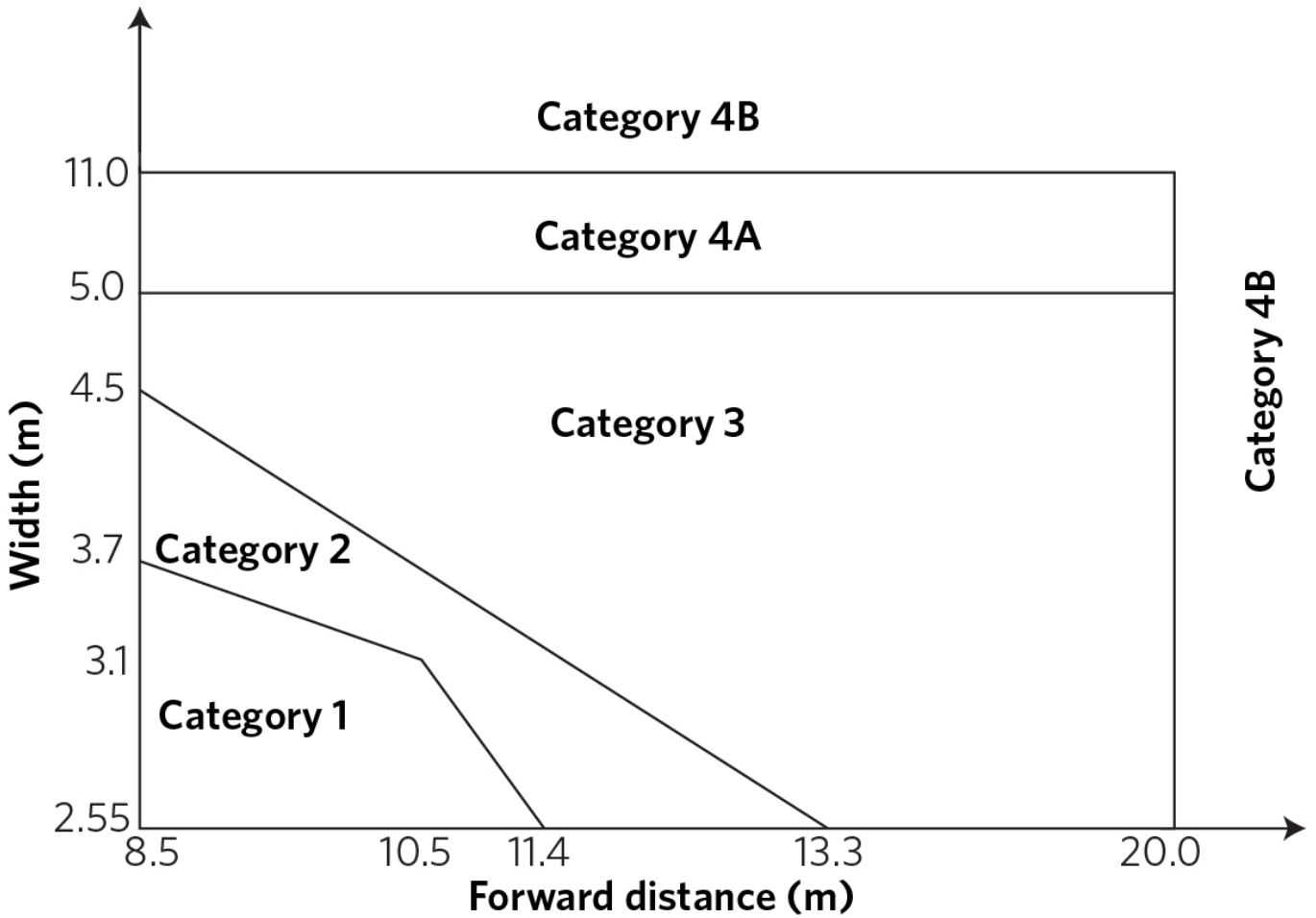


Figure 2-2-4. Vehicle categories and width/forward-distance thresholds



Use this figure to determine vehicle category in Table 2-2-2.

For the purposes of this figure, vehicles with a width less than 2.55m are deemed to have a width of 2.55m and vehicles with a forward distance of less than 8.5m are deemed to have a forward distance of 8.5m.

## Summary of legislation

### Applicable legislation

- [Land Transport Rule: Vehicle Dimensions and Mass 2016](#).

### Mandatory equipment

1. A rigid vehicle, or an articulated bus, with a GVM of 3500kg or less that exceeds the dimensions in Table 2-2-1 must meet the requirements in Table 2-2-2.
2. A vehicle may exceed the dimensions in Table 2-2-3 only if it is a vehicle operating on a valid permit, exemption or approval.

Page amended **1 June 2019** (see [amendment details](#)).