

Correct as at 26th April 2026. It may be superseded at any time.

Extract taken from: In-service certification (WoF and CoF) > Forklifts > Vehicle exterior > Dimensions

## 2-2 Dimensions

### Reasons for rejection

#### Mandatory equipment

1. A forklift exceeds the dimension requirements set out in Table 2-2-1 and is not fitted with the appropriate hazard warning equipment set out in Table 2-2-2.
2. A required revolving amber beacon cannot be activated and deactivated.

#### Note 1 Definitions

##### The rear axis

- a) in relation to a vehicle with only one non-steering axle, means that axle,
- b) in relation to a vehicle with a non-steering axle set of two axles, means:
  - i. midway between those axles, if each axle has an equal number of tyres on it, or
  - ii. two-thirds of the distance from the lesser-tyred axle towards the greater-tyred axle, if one axle has twice as many tyres on it as the other axle
- c) in relation to a vehicle with a non-steering tri-axle set or a non-steering quad-axle set, or an overdimension vehicle with more than three axles, means midway between the extreme axles of the set
- d) in relation to a vehicle whose rear axle set includes one or more steerable axles in conjunction with one or more non-steering axles, means midway between the extreme non-steering axles of the set.

**Front axis** means the centre of the foremost axle of a rigid vehicle with motive power.

**Wheelbase** means the distance from a vehicle's rear axis to its front axis.

**Table 2-2-1. Dimension requirements (see Figure 2-2-4)**

Dimension	Maximum distance	Comments
Width	<p><b>2.55m</b></p> <p><b>1.275m</b> from each side of the longitudinal centreline</p>	<p>Measurement does not include:</p> <ul style="list-style-type: none"> <li>• collapsible mirrors which extend no more than 240mm from the <b>side and 1.49m when measured from the vehicle's longitudinal centre-line</b></li> <li>• direction indicators and side-marker lamps</li> <li>• cab exterior grab rails that extend no more than <b>1.325m when measured from a vehicle's longitudinal centre-line</b></li> <li>• the bulge towards the bottom of a tyre.</li> </ul>
Overall length	<p>12.6m (no tow coupling fitted)</p> <p>11.5m (tow coupling fitted)</p>	<p>Measurement does not include collapsible mirrors.</p>
Height	<p><b>4.3m</b></p>	
Forward distance	<p>8.5m (tow coupling fitted)</p> <p>9.5m (no tow coupling fitted)</p>	<ul style="list-style-type: none"> <li>• Measured from the rear axis (Note 1) to the front of the vehicle</li> <li>• Measurement does not include collapsible mirrors</li> </ul>
Rear overhang	<p>Forklift GVM 3500kg or less:</p> <ul style="list-style-type: none"> <li>• 4m</li> </ul> <p>Forklift GVM greater than 3500kg:</p> <ul style="list-style-type: none"> <li>• with rearmost axle being a non-steering axle: 4m or 70% of wheelbase (whichever is less)</li> <li>• with rearmost axle being a steering axle: 4.25m or 70% of wheelbase (whichever is less)</li> </ul>	<ul style="list-style-type: none"> <li>• Rear overhang is measured from the rear axis (Note 1) to the rear of the vehicle</li> </ul>
Front overhang	<p>3m</p>	<ul style="list-style-type: none"> <li>• Front overhang is measured from the front edge of the driver's seat in the rearmost position to the front of the vehicle.</li> </ul>

**Table 2-2-2. Hazard warning equipment requirements for vehicles that exceed the dimensions in Table 2-2-1**

<b>Vehicle category</b> (see Figure 2-2-4)	<b>Dimension</b>	<b>Limits</b> (up to and including)	<b>Required hazard warning equipment</b>
Category 1	Width/forward distance  (see Figure 2-2-3)	2.55m /11.4m, or 3.1m/10.5m, or 3.7m/8.5m, or	Flags <sup>1</sup> or panels <sup>2</sup> fitted on each side at the front and rear as close as practical to the outside edge
	Length	25m, or	
	Front overhang	7m, or	
	Rear overhang	7m	
Category 2 (not including category 1)	Width/forward distance  (see Figure 2-2-3)	2.55m /13.3m, or 4.5m/8.5m, or	1. Panels <sup>2</sup> fitted on each side at the front and rear as close as practical to the outside edge  2. OVERSIZE sign <sup>3</sup> fitted at the front and rear if more than 3.1m wide  3. Revolving amber beacon fitted so that it is visible to approaching traffic if the vehicle is more than 3.7m wide
	Length	35m, or	
	Front overhang	10m, or	
	Rear overhang	10m	
Category 3 (not including category 2)	Width/forward distance  (see Figure 2-2-3)	2.55m /20m  5m/20m  5m/8.5m	1. Panels <sup>2</sup> fitted on each side at the front and rear as close as practical to the outside edge  2. OVERSIZE sign <sup>3</sup> fitted at the front and rear  3. Revolving amber beacon fitted so that it is visible to approaching traffic if the vehicle is more than 3.7m wide

Vehicle category (see Figure 2-2-4)	Dimension	Limits (up to and including)	Required hazard warning equipment
Category 4A (not including category 3)	Width/forward distance  (see Figure 2-2-3)	11m/20m  11m/8.5m	1. Panels <sup>2</sup> fitted on each side at the front and rear as close as practical to the outside edge  2. OVERSIZE sign <sup>3</sup> fitted at the front and rear  3. Revolving amber beacon fitted so that it is visible to approaching traffic if the vehicle is more than 3.7m wide
Category 4B	Exceeding any limit in Category 4A		1. Panels <sup>2</sup> fitted on each side at the front and rear as close as practical to the outside edge  2. OVERSIZE sign <sup>3</sup> fitted at the front and rear  3. Revolving amber beacon fitted so that it is visible to approaching traffic if the vehicle is more than 3.7m wide

<sup>1</sup> Flags:

- must be fluorescent yellow
- must be at least 400mm long × 300mm wide.

<sup>2</sup> Hazard warning panels

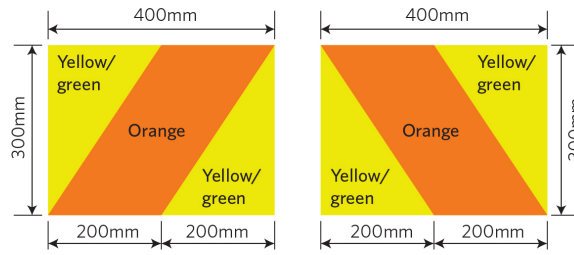
- must be reflective yellow-green with a reflective orange diagonal stripe
- comply with AS/NZS 1906.1:2007
- be frangible for those portions which extend beyond the vehicle's limits (frangible means breakable or readily deformable)
- must be of at least of the minimum dimensions and of the colours specified in Figure 2-2-1.

<sup>3</sup> OVERSIZE sign

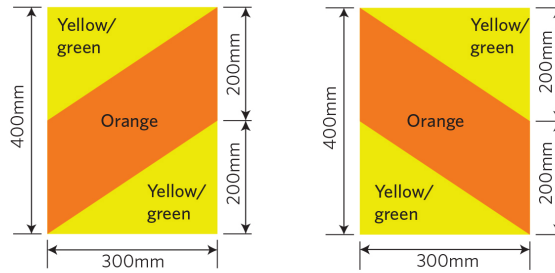
- must be black lettering on a yellow-green background
- must be at least 300mm × 1100mm in size
- be frangible if any part of the sign extends beyond the body or load of the vehicle, whichever it is attached to (frangible means breakable or readily deformable)
- may be in two parts: OVER and SIZE.

**Figure 2-2-1. Hazard panel details**

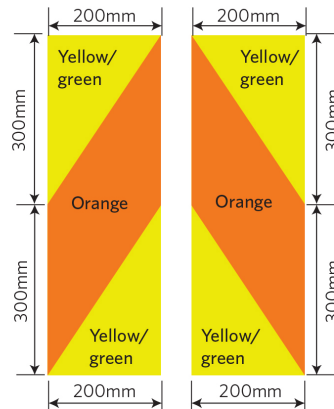
Display these panels



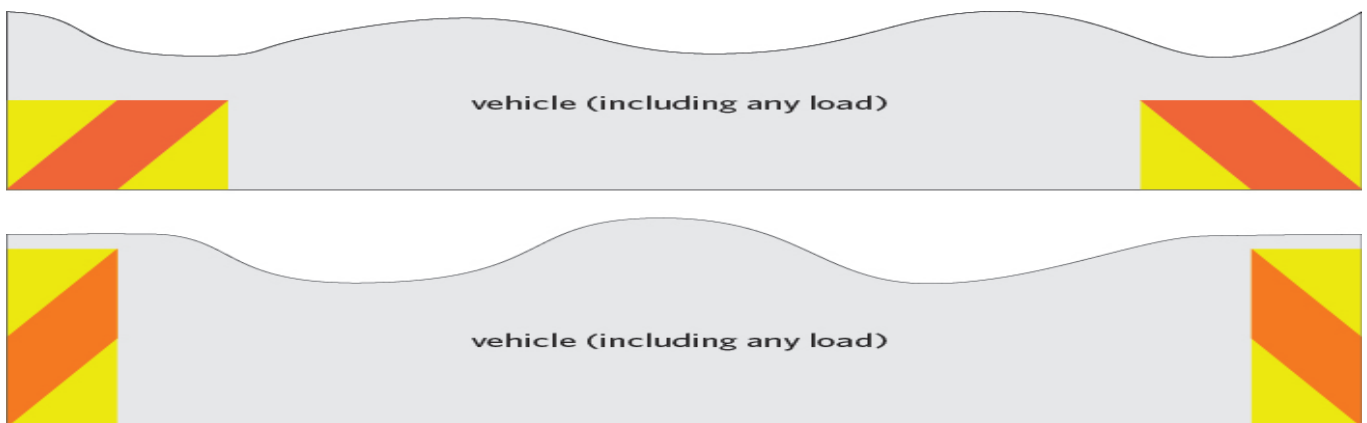
or these panels



or these panels

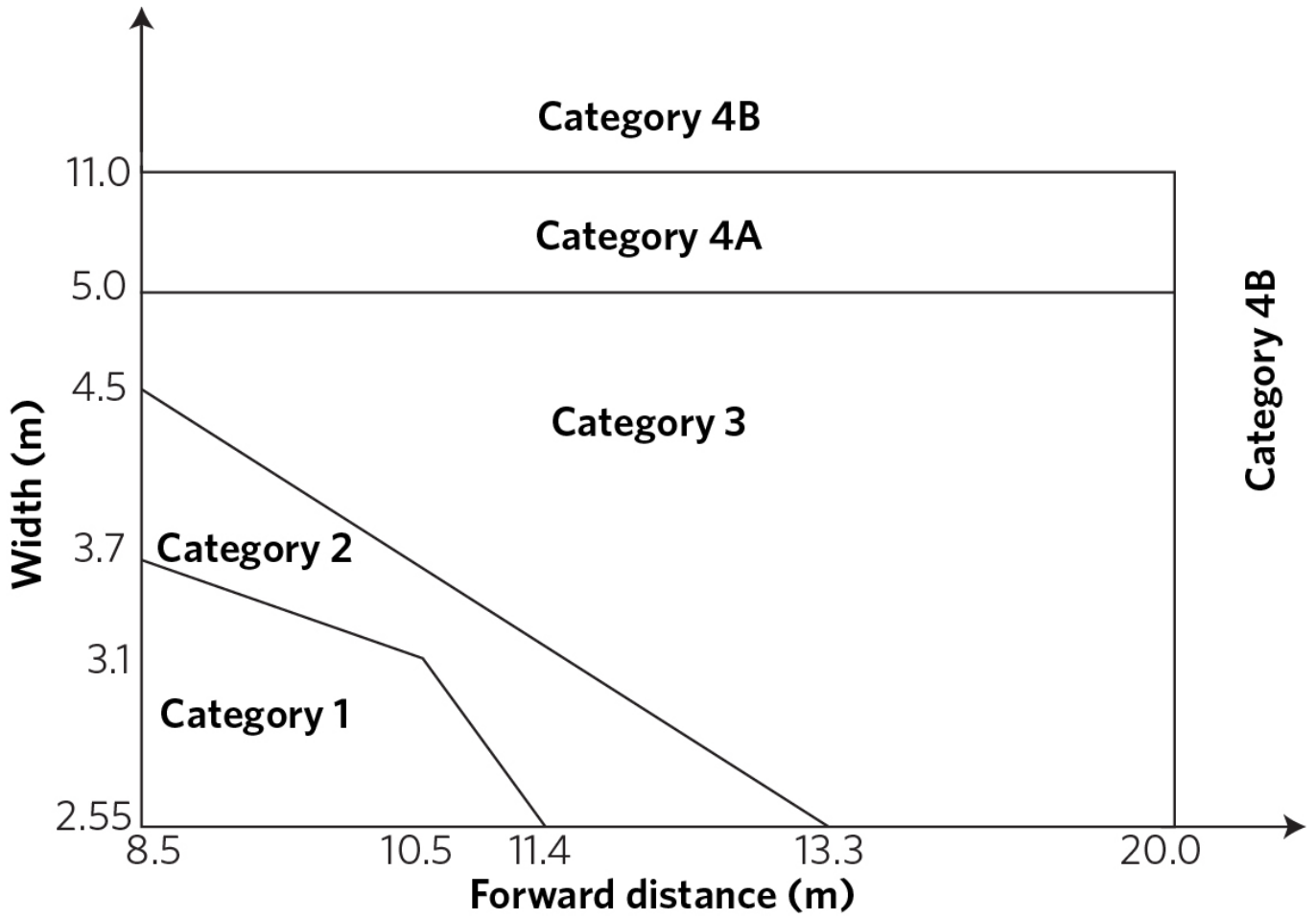


**Figure 2-2-2. Hazard panel location and orientation**



**Figure 2-2-3. Overdimension vehicle categories for width/forward distance thresholds**

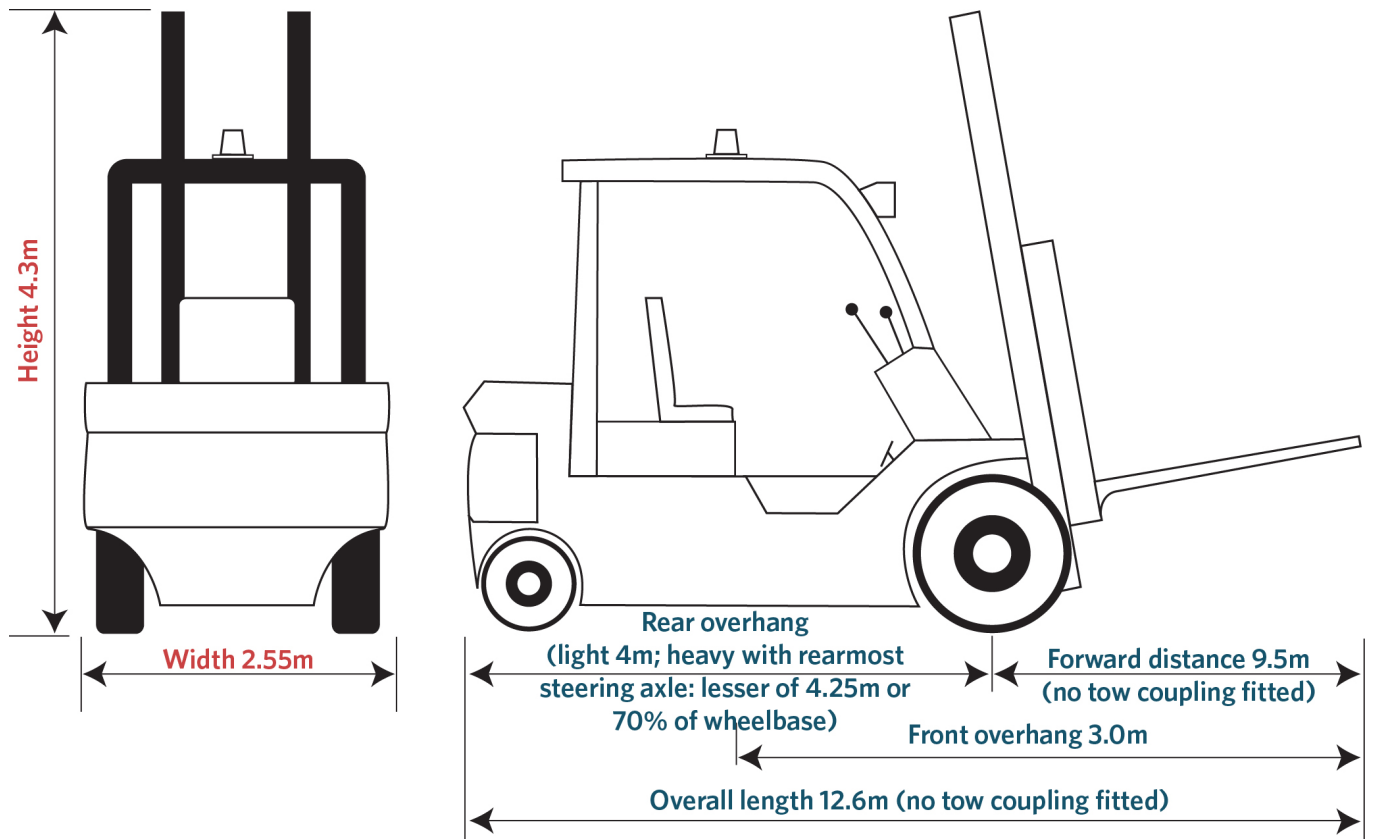
Use this figure to determine vehicle category in Table 2-2-2.



For the purposes of Figure 2-2-3 vehicles with a width less than 2.55m are deemed to have a width of 2.55m and vehicles with a forward distance of less than 8.5m are deemed to have a forward distance of 8.5m.

**Figure 2-2-4. Dimension requirements**

(Note: Dimensions in red updated in VDAM 2016)



## Summary of legislation

### Applicable legislation

- [Land Transport Rule: Vehicle Dimensions and Mass 2016](#).

### Mandatory equipment

1. A forklift that exceeds the dimensions in Table 2-2-1 must be fitted with additional equipment set out in Table 2-2-2.

Page amended **1 June 2019** (see [amendment details](#)).