

Correct as at 25th April 2026. It may be superseded at any time.

Extract taken from: Entry certification > Inspection and certification > Vehicle interior > PSV aisles (heavy PSVs)

## 7-4 PSV aisles (heavy PSVs)

**Note:** an unmodified vehicle is not required to comply with section 7-4 provided that it complies with either:

- **UN/ECE 36 and UN/ECE 66; UN/ECE 107 and UN/ECE 66; UN/ECE 52; or Directive 2001/85/EC.**

## Reasons for rejection

### Mandatory requirements

1. An aisle step:
  - a) is not permanently fixed, or
  - b) encroaches on required foot room or seating space in [section 7-2](#), or
  - c) are arranged so that passengers leaving the vehicle step upward (unless the steps are over the engine cover and provide access from a central door to seating positions), or
  - d) from one step to the next is 250mm or more, or
  - e) from a sunken aisle to the seating area is 250mm or more, or
  - f) is less than 200mm deep from the front edge to the rise of the next step, or
  - g) width is less than the minimum aisle width in Table 7-4-3
2. Where steps are fitted over an engine cover to provide access from a central door to seating positions:
  - a) there are more than two steps, or
  - b) the combined step height is 400mm or more, or
  - c) the steps provide access to more than five seating positions.
3. An aisle has a gradient steeper than:
  - a) 1 in 8 where standing passengers are not permitted, or
  - b) 1 in 12.5 where standing passengers are permitted.
4. The aisle height is below the minimum specified in Table 7-4-2
5. The aisle width is less than the minimum specified in Table 7-4-3
6. On a PSV intended to carry wheelchairs, any wheelchair or wheelchair-occupant restraint anchor points are positioned within the aisle width requirements of Table 7-4-3
7. Handrails, handholds, or handgrips in a PSV with a CoL that allows standing passengers are:
  - a) insufficient for the number of passengers permitted to occupy the aisle, or

- b) inappropriately located, or
- c) do not allow for passengers of different heights.

8. A handhold on an aisle step or an internal ramp has a cross section dimension:

- a) smaller than 20mm, or
- b) greater than 45mm.

9. A vehicle does not comply with the requirements relating to mandatory equipment set out in the [VIRM: In-service certification, section 7-4](#)

### **Condition and performance**

10. A vehicle does not comply with a requirement relating to condition or performance set out in the [VIRM: In-service certification, section 7-4](#)

### **Note 1**

An **aisle** is the area that provides unobstructed access throughout the passenger service vehicle from each doorway used for passenger entry and exit to the footroom of each passenger seating position and includes aisle steps and internal ramps.

**Table 7-4-2. Minimum aisle height**

<b>Minimum aisle height (mm)*</b>			
<b>Standing passengers</b>	1830 1800 - if CoL allows only primary- and intermediate-school pupils to stand.		
<b>Stretch limousines</b>	Not less than the height of the doorway(s) servicing the aisle.		
<b>Single-decked vehicle (excluding stretch limousines), no standing passengers</b>			
<b>Aisle length (mm) (Figure 7-4-2)</b>	<b>Up to 12 seats (including driver's)</b>	<b>13 to 17 seats (including driver's)</b>	<b>18 or more seats (including driver's)</b>
1900 or less	1200	1350	1500
1901–2000		1390	
2001–2100		1430	
2101–2200		1470	
2201–2300		1510	
2301–2400		1550	
2401–2500		1590	
2501–2600		1620	
2601–2700		1660	
2701–2800		1700	
2801–2900		1740	
2901 and greater		1780	

<b>Minimum aisle height (mm)*</b>			
<b>Aisle length (mm) (Figure 7-4-2)</b>	<b>Up to 12 seats (including driver's)</b>	<b>13 to 17 seats (including driver's)</b>	<b>18 or more seats (including driver's)</b>
<b>Double-decked vehicles</b>	Lower deck 1740, upper deck 1720		

\* The minimum aisle height dimension in Table 7-4-2 (other than for standing passengers) must be applied to the entire aisle throughout the passenger compartment.

In the case where there are aisle step(s) in front of a seat at the rear of the aisle, foot room for that seat may be considered to extend to the edge of the rearmost riser leading to that seat or the front edge of the seat immediately in front of the rear seat, whichever is the lesser distance (see "Distance 'A'" in Figure 7-4-3)

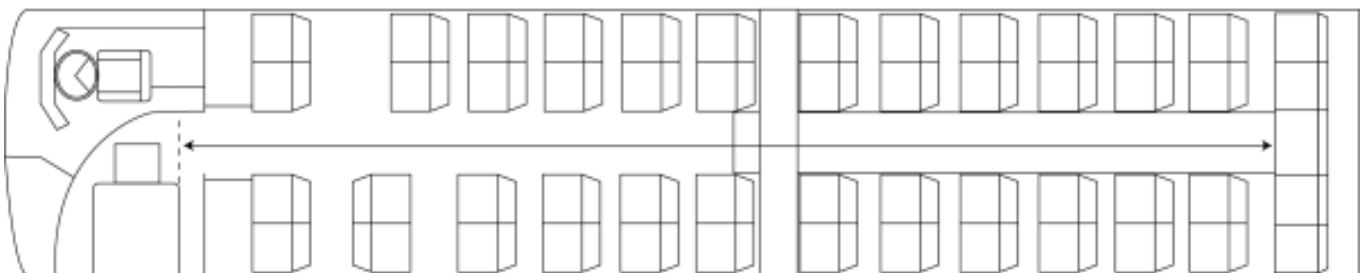
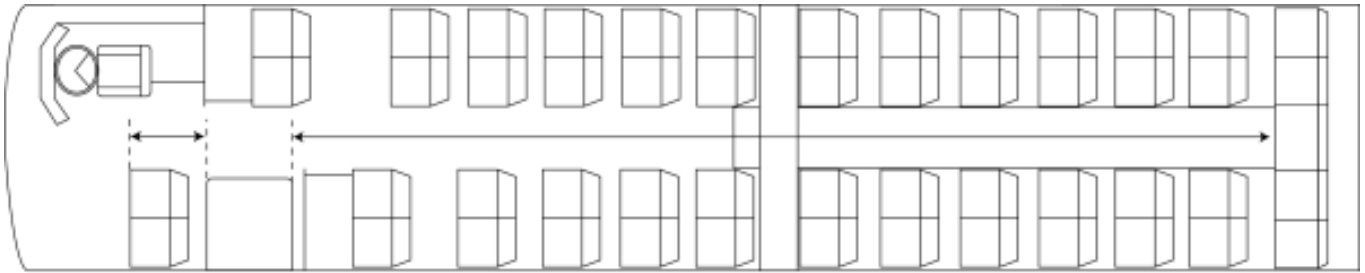
While the height above the foot room does not have a minimum requirement, it must still allow easy access to the seating positions.

**Table 7-4-3. Minimum aisle width**

<b>Passenger type</b>	<b>Minimum aisle width (mm)</b>
No standing passengers	300
Standing passengers (adult or secondary school pupils)	380
Standing primary and intermediate school pupils only	300

Figure 7-4-2. Aisle length measurement

Aisle length measurement – one doorway opening into aisle



The **aisle length** is the longest aisle in a compartment measured as follows if **only one doorway**:

- a) the front edge of the doorway to the front edge of the front seat serviced by that aisle, or
- b) the rear edge of the doorway to the front edge of the rearmost seat serviced by that aisle (above).

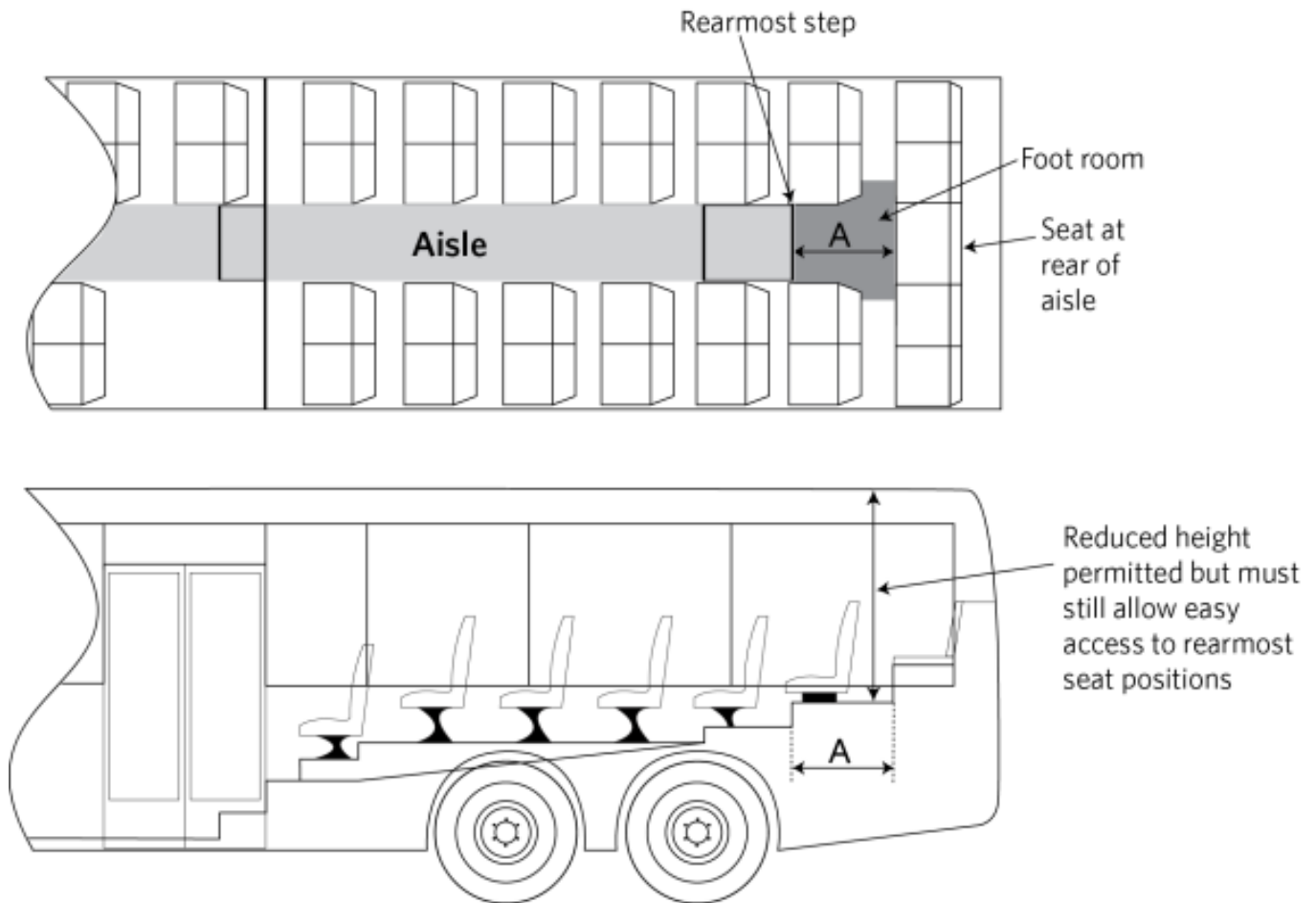
Aisle length measurement – more than one doorway opening into aisle



The **aisle length** is the longest aisle in a compartment measured as follows if **more than one door** opens into the aisle, measured from:

- a) the front edge of the front doorway to the front edge of the front seat serviced by that aisle, or
- b) the rear edge of the rearmost doorway to the front edge of the rearmost seat serviced by that aisle, or
- c) the point halfway between the front edge of the rearmost doorway to the rear edge of the front doorway (above).

**Figure 7-4-3. Foot room length with centre rear seat and aisle steps**



**Note** Distance 'A' may not be extended beyond the front edge of any other seat(s) serviced by the aisle

## Summary of legislation

### Applicable legislation

- [Land Transport Rule: Passenger Service Vehicles 1999](#)

### Mandatory requirements

1. Aisle steps must comply with the following requirements:

- a) the steps must be permanently fixed and must not encroach on any required foot room or seating space ([section 7-2](#)), and
  - b) except for steps over the engine cover to provide access from a central door to seating positions, the steps must be arranged so that any passenger, upon exiting the PSV, steps only downwards, and
  - c) the rise from one step to the next or, in the case of a sunken aisle, the rise up to the seating area, must be less than 250mm, and
  - d) the depth of the step from the front edge to the rise of the next step must be at least 200mm, and
  - e) the width of the step must not be less than the minimum aisle width for that vehicle.
2. If steps are fitted over an engine cover to provide access from a central door to seating positions:
- a) there must be less than three steps, and
  - b) the combined step height must be less than 400mm, and
  - c) the steps must not provide access to more than five seating positions.
3. The gradient of an aisle must not be steeper than:
- a) 1 in 8 where standing passengers are not permitted, or
  - b) 1 in 12.5 where standing passengers are permitted.
4. The aisle height must be above or at the minimum specified in Table 7-4-2
5. The aisle width must be above or at the minimum specified in Table 7-4-3
6. A PSV with a CoL that allows standing passengers must be fitted with handrails, handholds, or handgrips, whose number and location must be appropriate for the number of passengers permitted to occupy the aisle and for passengers of different heights.
7. The cross section dimension of handholds on aisle steps or an internal ramp in a vehicle which entered service as a PSV in New Zealand on or after 1 August 2000 must have no dimension smaller than 20mm or greater than 45mm.
8. A vehicle must comply with the requirements relating to mandatory equipment set out in the [VIRM: In-service certification, section 7-4](#)

### **Performance**

9. A vehicle must comply with the requirements relating to performance set out in the [VIRM: In-service certification, section 7-4](#)