

Correct as at 13th June 2026. It may be superseded at any time.

Extract taken from: Entry certification > Reference materials > Examples of major structural damage and corrosion

71 Examples of major structural damage and corrosion

Page added 1 July 2013 (see [amendment details](#)).

71-1 Under-body damage: crushing of floor pan stiffening members

The damage in these images **must be flagged for damage.**

Where it's determined that the damage is non-structural, and there's no other damage requiring an LT308, the repair certifier will issue an LT307.











Page amended 21 February 2024 (see [amendment details](#)).

71-2 Under body damage: splitting of seam wells







Page amended 28 April 2014 (see [amendment details](#)).

71-3 Under body damage: tearing of the metal






Page amended 28 April 2014 (see [amendment details](#)).

71-4 Damage to rocker panels and cant rails













Cant rails





Page amended 1 October 2023 (see [amendment details](#)).

71-5 Rear quarter/dogleg













Page amended 28 April 2014 (see [amendment details](#)).

71-6 Dogleg flag

Look for discrepancies in the door gap.











Page amended **28 April 2014** (see [amendment details](#)).



71-7 Distortion to longitudinal rails: front and rear crush zones






Page amended 28 April 2014 (see [amendment details](#)).

71-8 Collision damage to steering or suspension components







Page amended 28 April 2014 (see [amendment details](#)).

71-9 Damage to the vehicle's outer body panels: seam or joint integrity

Damage to the vehicle's outer body panels which affect the integrity of any of the seams or joints installed by the vehicle manufacturer (and may have also caused secondary damage - further inspection may be required)





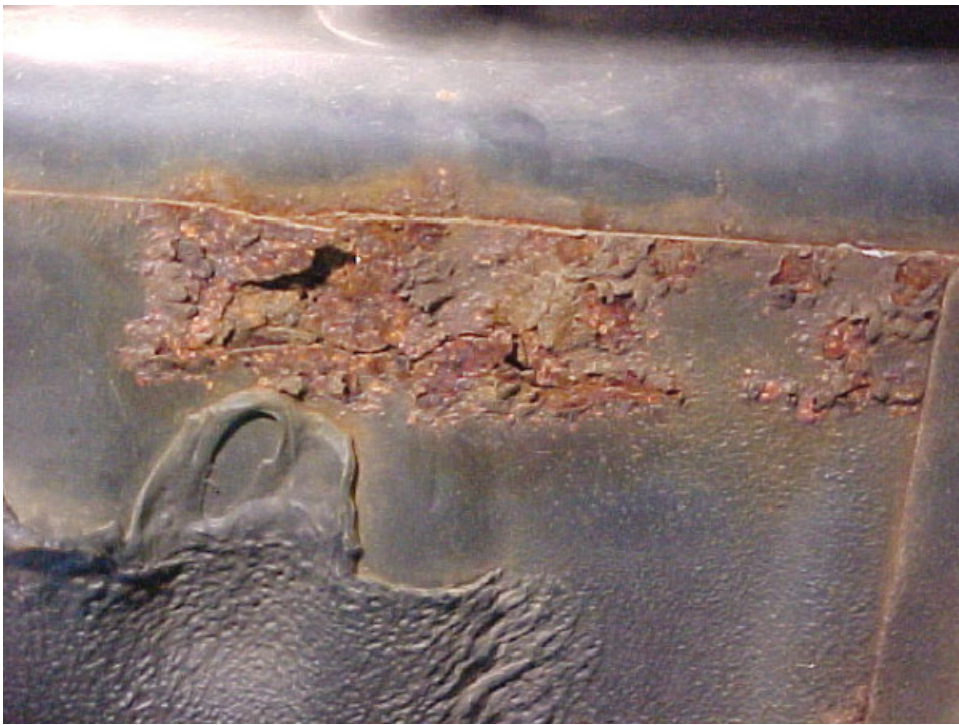


Page amended 28 April 2014 (see [amendment details](#)).

71-10 Corrosion which has resulted in perforation or flaking of the metal: Nissan Terrano and Mistral


When inspecting Nissan Terranos or Mistrals always check for corrosion of the floor under the rear seat (examples are shown in the first three photos below).













Page amended 28 April 2014 (see [amendment details](#)).

71-11 Water damaged vehicles





71-12 Heat and fire damaged vehicles






Page added 1 July 2013 (see [amendment details](#)).

71-13 Examples of repairs









Page amended 28 April 2014 (see [amendment details](#)).