

Correct as at 27th April 2026. It may be superseded at any time.

Extract taken from: In-service certification (WoF and CoF) > General vehicles > Lighting > Front and rear fog lamps

## 4-2 Front and rear fog lamps

### Reasons for rejection

#### Permitted equipment

1. A group M or N vehicle is fitted with:
  - a) only one front fog lamp, or
  - b) more than one pair of front fog lamps.
2. A vehicle of class LE is fitted with more than two front fog lamps.
3. A vehicle is fitted with more than two rear fog lamps.
4. A retrofitted pair of fog lamps is not fitted:
  - a) symmetrically, or
  - b) as far towards each side of the vehicle as is practicable, or
  - c) positioned higher than the dipped-beam headlamps.

#### Condition

(see Note 3)

5. A lamp is insecure or contains moisture in the form of large droplets, runs or puddles .
6. A lens is missing, or has a hole, crack or other damage that allows moisture or dirt to enter.
7. A reflector is damaged or has deteriorated so that light output is reduced.
8. A fog lamp warning device, if fitted, is obscured from the driver's vision.

#### Performance

9. When switched on, a front fog lamp does not operate (Note 5).
10. When switched on, a front fog lamp emits light that:
  - a) is not projected to the front, or
  - b) produces an incorrect beam pattern (Figure 4-2-1), or
  - c) is not substantially white or amber to the front, or
  - d) is not approximately equal in colour or intensity from the other lamp in the pair, or
  - e) is not steady, or

f) is not bright enough to illuminate the road ahead in conditions of severely reduced visibility, eg due to modification, deterioration, dirt or an incorrect light source, or

g) is too bright, and could dazzle other road users, eg due to the fitment of an HID or LED conversion kit (Note 6) or other incorrect light source , or

h) is altered, eg due to damage or modification, or

i) has a beam centre to the right of the vehicle's centreline, or

j) has a beam that is not permanently dipped, or

k) has a beam centre that dips at an angle of less than 3% (Figure 4-2-1).

11. When switched on, a rear fog lamp emits light that is:

a) not projected to the rear, or

b) not diffuse, or

c) not substantially red, or

d) not approximately equal in colour or intensity from the other lamp in a pair, or

e) of variable intensity, or

f) not bright enough to indicate the presence of the vehicle from the rear in conditions of severely reduced visibility, eg due to modification, deterioration or an incorrect light source, or

g) altered, eg due to damage or modification.

12. A fog lamp cannot be switched off from the driver's seating position.

13. Where a fog lamp comprises an array of light sources (eg LEDs), fewer than 75% of these operate.

14. A fog lamp warning device, if fitted, does not operate.

### Note 1

**Fog lamp** means a high-intensity front or rear lamp designed to aid the driver or other road users in conditions of severely reduced visibility, including fog or snow, but not including clear atmospheric conditions under the hours of darkness.

### Note 2

A rear fog lamp that does not comply with equipment, condition and performance requirements must be made to comply or be disabled so that it does not emit a light.

### Note 3

If a front fog lamp is fitted with a readily removable cover, other than a clear protective cover, this must be removed for inspection of the fog lamp.

**Note 4**

A vehicle originally manufactured with a front- or rear-fog-lamp arrangement that differs from what is required or permitted in this section may retain the original front or rear fog lamps provided they remain fitted in their original position and perform as intended by the vehicle manufacturer.

**Note 5**

A forward-facing permitted lamp that does not comply with the equipment, condition and performance requirements must be made to comply, be removed from the vehicle, or be disabled so that it does not emit a light.

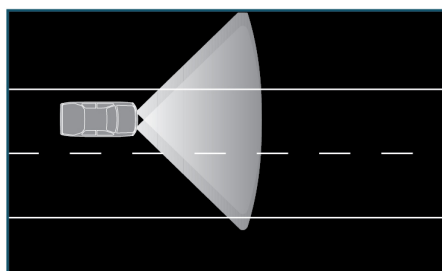
**Note 6**

A high-intensity discharge (HID or Xenon HID) or LED conversion kit consists of an HID or LED bulb which fits into the original fog lamp unit in place of the original bulb with no change to the lens, reflector or housing.


It is illegal to fit an HID or LED conversion kit to a vehicle as it brings the fog lamp out of specification by producing poor beam patterns and light that is often far too bright to be safe. The bulbs can also produce light that is noticeably blue and not the required substantially white or amber colour. Fog lamp manufacturers do not permit this modification, and these kits cannot be LVV certified.

It is permitted to replace a complete halogen fog lamp unit with a complete HID or LED fog lamp unit.

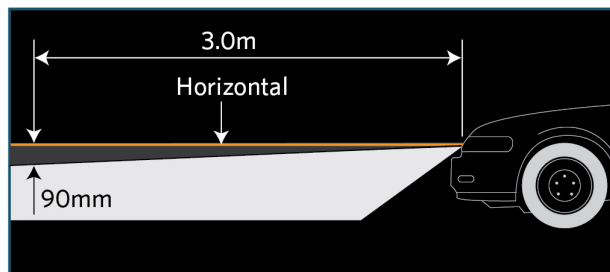
**Figure 4-2-1. Front fog lamp characteristics**



**(a) Pattern on the road**



**(b) Pattern on light board**



**(c) Beam dip angle**

# Summary of legislation

## Applicable legislation

- [Land Transport Rule: Vehicle Lighting 2004](#).

## Permitted equipment

1. A vehicle other than class LE: one pair of front fog lamps.
2. A vehicle of class LE: one or two front fog lamps.
3. One or two rear fog lamps.
4. A retrofitted pair of fog lamps must be symmetrically mounted as far as is practicable towards each side of the vehicle.
5. A retrofitted front fog lamp must not be positioned higher than the dipped-beam headlamps.
6. A vehicle may be fitted with a warning device that indicates that a front or rear fog lamp is in operation.

## Condition

7. A front fog lamp must be in sound condition.
8. A rear fog lamp must be in sound condition if it emits a light.

## Performance

9. A fog lamp must operate in a way that is appropriate for the lamp and the vehicle.
10. A fog lamp must emit a steady light.
11. A front fog lamp must provide sufficient light output to illuminate the road ahead in conditions of severely reduced visibility.
12. A rear fog lamp must provide sufficient light output to indicate the presence of the vehicle on the road in conditions of severely reduced visibility.
13. The light emitted from a front fog lamp must be substantially white or amber.
14. The light emitted from a rear fog lamp must be diffuse and substantially red in colour.
15. A pair of fog lamps must emit light that is approximately equal in colour and intensity.
16. The centre of a front fog lamp beam must be parallel to or to the left of the longitudinal centreline of the vehicle.
17. The centre of a front fog lamp beam must be permanently dipped at an angle of at least 3%.
18. A fog lamp must be able to be turned off from the driver's seating position.
19. A front or rear fog lamp warning device must be in good working order.
20. Where a fog lamp comprises an array of light sources (eg LEDs), at least 75% of these must operate.

## Modifications

22. A fog lamp that is affected by a modification:

a) must meet equipment, condition and performance requirements, and

b) does not require LVV specialist certification.

Page amended **1 April 2024** (see [amendment details](#)).